

Original Article

Data Democratization: Empowering Non-Technical Users with Self-Service BI Tools and Techniques to Access and Analyze Data Without Heavy Reliance on IT Teams

Alekhya Achanta

Continental Properties Company Inc, Wisconsin, United States of America.

Received: 16 June 2023

Revised: 25 July 2023

Accepted: 11 August 2023

Published: 28 August 2023

Abstract - In the digital transformation era, data has become a pivotal asset for organizations, driving decision-making and innovation. However, the traditional data access model, heavily reliant on IT teams, often needs to improve this asset's timely and efficient use. This article delves into data democratization, a paradigm shift aiming to make data accessible to all, irrespective of their technical prowess. We will look at self-service business intelligence tools and techniques that enable non-technical users to access and analyze data, deriving valuable insights independently. We discuss the rise and significance of these tools, the methods ensuring effective data democratization, and the challenges faced in this journey. Real-world case studies further elucidate the transformative potential of democratizing data. The article concludes by emphasizing the collaborative role of IT in this democratized landscape and the future trends shaping this domain.

Keywords - Data democratization, Self-service BI Tools, Data security, Organizational culture, Future trends.

1. Introduction

In today's digital age, the term "data democratization" has rapidly gained traction, echoing the transformative shifts in how organizations perceive and handle their data. Data democratization refers to making data accessible to individuals irrespective of their technical expertise or hierarchical organizational position. It's about breaking down the traditional silos and barriers that have long restricted data access to a select few, typically IT professionals or data analysts.

The importance of data in the contemporary business landscape must be considered. Data is often described as like the "new oil," a valuable resource that powers the engines of modern businesses. The role of data must be considered in shaping the direction of companies. It guides strategic decisions and improves operational efficiencies, essential to any successful business. (Matisoff, 2018) In sectors as diverse as healthcare, finance, retail, and manufacturing, data-driven insights have become the bedrock of innovation and competitive advantage.

However, with the exponential growth in data generation and collection, there's a pressing need to ensure that this data is not just hoarded in isolated databases but is actively used to inform, innovate, and inspire. This is where the concept of

data democratization comes into play. By democratizing data, organizations empower their employees, irrespective of their role or technical know-how, to access relevant data, derive insights, and make informed decisions. This fosters a culture of transparency and inclusivity and accelerates the pace of decision-making and innovation.

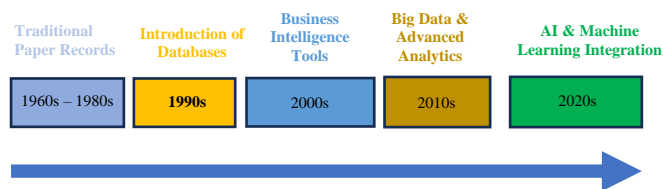


Fig. 1 Evolution of data usage in business

This article delves into data democratization, highlighting the methods and tools that make it achievable and the consequential transformations it can bring to businesses and their employees.

2. Data Democratization

Data democratization can be briefly defined as granting individuals, regardless of their technical expertise or role within an organization, access to data and the ability to use it. It's about ensuring that data isn't just the privilege of a select few but a right for all relevant stakeholders. This democratized approach to data aims to foster a culture where



every team member can make informed decisions based on data-driven insights. (Aswathi & George, 2020)

2.1. Key Concepts

2.1.1. Accessibility

At the heart of data democratization is the idea that data should be easily accessible to those who need it. This means having the right to view data and the tools and platforms that make data retrieval straightforward and intuitive.

2.1.2. Usability

It's not enough to have access to data. Data democratization also emphasizes the importance of tools that allow non-technical users to analyse and interpret data, turning raw figures into actionable insights.

2.1.3. Governance and Security

While democratizing data access is crucial, robust governance structures are equally important. This ensures that data is used responsibly and that sensitive information remains secure.

2.1.4. Collaboration

Data democratization fosters a collaborative environment where cross-functional teams can collaborate, leveraging shared data insights to drive projects and initiatives.

2.2. Historical Context

Historically, data was often siloed and restricted to specific departments, primarily IT or dedicated data teams. These gatekeepers managed, analysed, and distributed data insights to other parts of the business. This model was mainly due to the technical complexities associated with data storage, retrieval, and analysis. Only those with specialized skills could navigate these complexities.

However, with the advent of the digital age and the exponential growth of data generation, this model began to show its limitations. The delay in requesting and receiving data insights hampered agility and innovation. Recognizing these challenges, the late 20th and early 21st centuries saw a surge in the development of user-friendly data tools and platforms. These tools, often termed self-service BI (Business Intelligence) tools, aimed to simplify data analysis, making it accessible to non-technical users. (Lefebvre, Legner, & Fadler, 2021)

The evolution of cloud computing further accelerated this shift. With cloud platforms, data storage became more scalable and affordable, and data could be accessed remotely, enhancing its availability.

Today, as organizations recognize the value of a data-driven approach, the push for data democratization has

become more robust. The goal is to ensure that every individual, from top-level executives to frontline employees, can leverage data to drive value and innovation.

3. Literature Review

The study (Lefebvre, Legner, & Fadler, 2021) delves into the concept of data democratization, aiming to provide a deeper understanding of the subject. The significance of making data accessible to all, irrespective of their technical background, and emphasizing the importance of data in the digital transformation era and how it drives decision-making and innovation in organizations.

Explore the realm of self-service business intelligence (Alpar & Schulz, 2016), highlighting the shift from traditional data access models heavily reliant on IT teams to more user-friendly models. This paper strongly emphasizes the advantages of implementing self-service business intelligence tools that enable non-technical users to independently access and scrutinize data without any external aid.

The research (Gowthami & Kumar, 2017) focuses on business intelligence tools specifically for enterprise dashboard development. The authors provide an in-depth study of various BI tools and their capabilities in aiding organizations to derive valuable insights from data.

The analysis of BI tools is based on various business criteria, such as data integration possibilities, hardware specifications, and tools for data visualization. The authors compare the technologies (Bocevaska, Savoska, & Milevski, 2017) used in different BI tools and discuss their advantages and disadvantages.

4. The Rise of Self-Service of BI Tools

As the digital landscape evolved and the demand for data-driven insights grew, a pressing need emerged for tools to bridge the gap between complex data sets and the non-technical users who needed to interpret them. Enter self-service BI (Business Intelligence) tools, revolutionizing how organizations access, analyze, and act on their data.

4.1. Overview of Self-Service BI Tools

Self-service BI tools are software platforms and applications that allow users, regardless of their technical expertise, to interact with, analyze, and visualize data without the direct intervention of IT or data teams. These tools are designed with user-friendliness, often featuring intuitive drag-and-drop interfaces, templated reports, and interactive dashboards. The "self-service" aspect emphasizes the tool's ability to empower individual users to answer their data-related questions without relying on specialized teams. (Alpar & Schulz, 2016)

4.2. Benefits of using These Tools

4.2.1. Faster Decision-Making

With real-time access to data and the ability to analyse it on the fly, organizations can make quicker, more informed decisions. This agility is especially crucial in fast-paced industries where delays can lead to missed opportunities.

4.2.2. Reduced Dependency on IT Teams

Traditional data analysis often required back-and-forth communication with IT or data teams, leading to delays and potential misinterpretations. Self-service BI tools eliminate this bottleneck, allowing users to dive directly into the needed data. (Gowthami & Kumar, 2017)

4.2.3. Empowerment of Non-Technical Users

One of the most significant advantages of self-service BI tools is their ability to democratize data analysis. With these tools, even those without a technical background can derive meaningful insights from data, fostering a data-driven culture across all levels of an organization.

4.3. Popular Self-Service BI Tools in the Market

4.3.1. Tableau

Tableau excels at generating powerful and interactive visualizations of data. Its user-friendly interface is trendy among individuals lacking technical expertise, allowing for the easy creation of shareable dashboards.

4.3.2. Power BI

Developed by Microsoft, it offers deep integration with other Microsoft products, making it a popular choice for businesses already invested in the Microsoft ecosystem. This tool provides robust data analysis and visualization capabilities.

4.3.3. QlikView

QlikView, part of the Qlik suite of tools, stands out with its associative data model, allowing users to explore data connections in multiple directions. With its self-service option for generating personal reports, this tool is precious for businesses of any size.

The rise of self-service BI tools underscores the broader trend toward data democratization. The progress of these tools will progressively mold the future of data-driven businesses. (Bocevaska, Savoska, & Milevski, 2017)

5. Techniques for Effective Data Democratization

While data democratization is transformative, its successful implementation requires a strategic approach. Organizations must adopt a combination of technical, educational, and cultural techniques to ensure that data is not only accessible but also used effectively and responsibly.

Below are some essential techniques for effective data democratization.

5.1. Data Governance and Quality Assurance

5.1.1. Centralized Data Repository

Establishing a centralized data repository or data lake ensures that all data sources are integrated and accessible from a single point. This reduces data silos and ensures consistency.

5.1.2. Data Cataloging

Implementing a data catalog helps users understand what data is available, its source, and its relevance. This aids in ensuring that the correct data is used for the proper purpose.

5.1.3. Data Quality Checks

Regularly conducting audits and quality checks is crucial to ensure data's accuracy, up-to-dateness, and error-free nature. Utilizing automated data cleaning tools is imperative to maintain data hygiene.

5.1.4. Access Control

While democratizing data, it's crucial to have role-based access controls. This ensures that sensitive data is protected and only accessible to authorized personnel. (Abraham, Schneider, & Vom Brocke, 2019)

5.2. Training and Education for Non-Technical Users

5.2.1. Onboarding Workshops

Initial training sessions can introduce non-technical users to the basics of data analysis, the tools available, and best practices.

5.2.2. Continuous Learning

Regular workshops, webinars, and courses can keep users updated with the latest data analysis techniques and tool features.

5.2.3. Support Resources

Resources like FAQs, tutorials, and user manuals can assist users in navigating data tools and addressing everyday challenges.

5.2.4. Feedback Loop

Establishing a feedback mechanism where users can share their challenges and suggestions can help refine the training process and tools.

5.3. Establishing a Data-Driven Culture

5.3.1. Leadership Buy-In

For a data-driven culture to thrive, it's essential that leadership not only supports but actively promotes data democratization. Their involvement can set the tone for the entire organization.

5.3.2. *Incentivizing Data Usage*

Recognizing and rewarding teams and individuals who actively use data can motivate others to do the same.

5.3.3. *Adaptable Framework*

The 4D metrics model's adaptability can be applied to data democratization. Organizations can "Define" their goals for democratizing data, "Design" strategies to achieve those goals, "Develop" tools and platforms to facilitate access, and inally "Deliver" data to end-users in an understandable format. (Mane & Bagai, 2023)

5.3.4. *Cross-Functional Collaboration*

Encouraging teams from different departments to collaborate on data projects can lead to diverse insights and foster a holistic data-driven approach.

5.3.5. *Promoting Curiosity*

Encouraging employees to ask questions, explore data, and derive insights can foster a culture of curiosity and innovation. (Samarasinghe & Lokuge, 2023)

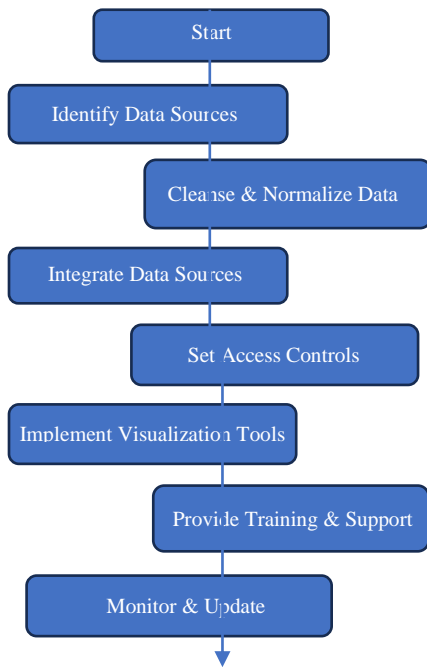


Fig. 2 Steps to implement data democratization

In conclusion, while tools and platforms are the bedrock of data democratization, the techniques and strategies ensure its successful implementation. Organizations can harness data's power and drive innovation at all levels by focusing on governance, training, and culture.

6. **Challenges and Concerns**

Despite its numerous advantages, data democratization presents several challenges that organizations must address as they expand data access to a broader audience. Among

these challenges are data security and privacy concerns, such as the heightened risk of data breaches, the need to comply with data protection regulations like GDPR and CCPA (Barrett, 2019) and the risk of sensitive data being accessed without authorization. Additionally, there's the risk that non-technical users may misinterpret data due to a lack of context, biases, or an over-reliance on data without considering qualitative factors. Furthermore, providing non-technical users with excessive data can lead to issues like analysis paralysis, decreased productivity, and challenges in effectively using self-service BI tools due to training gaps. In essence, while data democratization holds transformative potential, it's crucial for organizations to approach it with prudence, addressing these challenges to reap its full benefits while avoiding potential drawbacks.

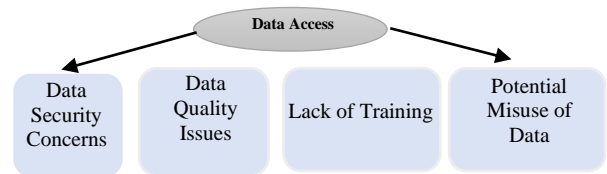


Fig. 3 Challenges of data democratization

7. **Case Studies**

Examining real-world examples provides tangible insights into the practicalities of data democratization. Here are a couple of illustrative case studies of organizations that have embarked on this journey:

7.1. *Case Study 1: Spotify - Democratizing Music Data*

7.1.1. *Background*

Spotify, the global music streaming giant, has always been at the forefront of leveraging data to enhance user experience. With millions of tracks and billions of playlists, the company generates vast amounts of data daily. (Hagen, 2022)

7.1.2. *Democratization Initiative*

To foster a data-driven culture, Spotify introduced an internal tool called "Lexikon." This self-service tool allows employees to access and analyse user data, track performance metrics, and derive insights irrespective of their technical background.

7.1.3. *Outcomes*

Enhanced Personalization

By analysing user behavior, Spotify could introduce features like "Discover Weekly," offering personalized playlists to users.

Improved Decision Making

Teams across Spotify, from marketing to content curation, leveraged data insights to make informed decisions. (Spotify R&D | Engineering Blog, 2020)

Fostered Innovation

Access to data spurred innovation, leading to features like "Spotify Wrapped," which provides users with a yearly recap of their listening habits.

7.1.4. Lessons Learned

User-friendly Tools

Introducing intuitive tools that cater to non-technical users is crucial for successful democratization.

Data Literacy

With tools, Spotify invested in training programs to enhance employee data literacy.

7.2. Case Study 2: Airbnb - Democratizing Travel Insights

7.2.1. Background

Airbnb, the global travel community that offers unique homes and experiences, relies heavily on data to match hosts with travelers and ensure a seamless experience.

7.2.2. Democratization Initiative

Airbnb developed an internal tool called "Airpal" based on Presto. This tool allows employees to run queries, create dashboards, and share insights without relying on the data team. (Airbnb, 2020)

7.2.3. Outcomes

Enhanced User Matching

Airbnb could better match travellers with suitable hosts by analyzing user preferences and behavior.

Operational Efficiency

Teams across Airbnb, from customer support to property verification, used data insights to streamline operations.

Community Building

Insights derived from data helped Airbnb in community engagement, introducing features that catered to user needs.

7.2.4. Lessons Learned

Collaborative Environment

Airbnb fostered a collaborative environment where teams shared insights, leading to collective growth.

Data Governance

With democratization, Airbnb also implemented robust data governance practices to ensure data integrity and security.

7.3. Best Practices Derived from Case Studies

7.3.1. User-Centric Tools

Both Spotify and Airbnb developed tools keeping the end-user in mind, ensuring ease of use.

7.3.2. Training and Support

Along with providing tools, both companies invested in training, ensuring that employees could leverage data effectively.

7.3.3. Data Governance

As data became more accessible, both companies emphasized data governance, ensuring data quality and security.

7.3.4. Feedback Mechanism

Implementing a feedback loop allowed continuous improvement in the democratization process.

8. The Role of IT in Data Democratization

The IT department has historically been the primary gatekeeper of an organization's data. With the advent of data democratization, the role of IT is evolving from a sole custodian to a facilitator and enabler. While democratization aims to reduce heavy reliance on IT for data access and analysis, the department still plays a pivotal role in ensuring data is used effectively, securely, and responsibly.

8.1. How IT Can Support Rather than Gatekeep

8.1.1. Infrastructure Development

IT focuses on developing and maintaining the infrastructure for storing, processing, and retrieving data. This includes setting up data lakes and warehouses and ensuring they are scalable and robust.

8.1.2. Tool Selection and Implementation

While there are numerous self-service BI tools in the market, IT can assist in selecting the right tools that align with the organization's needs. Additionally, they can manage the technical aspects of implementing and integrating various tools.

8.1.3. Data Governance

IT is crucial in establishing data governance frameworks. This includes defining data quality standards, implementing access controls, and ensuring compliance with data protection regulations.

8.1.4. Security Protocols

With increased data access comes the risk of breaches. IT can implement security protocols, conduct regular audits, and ensure data is encrypted and protected from potential threats. (Barrett, 2019)

8.1.5. Technical Support

Even with user-friendly tools, there might be instances where users face technical challenges. IT can provide the necessary support, ensuring users can access and analyze data without disruptions.

8.2. The Importance of Collaboration Between IT and Other Departments

8.2.1. Understanding Data Needs

IT can better understand their data needs by collaborating with various departments. This can guide infrastructure development and tool selection.

8.2.2. Feedback Loop

Regular interactions between IT and other departments can create a feedback loop. This allows IT to understand users' challenges and refine the tools and processes accordingly.

8.2.3. Training and Education

IT might not be directly involved in training but can collaborate with HR or dedicated training teams to develop technical modules. This ensures that users are well-equipped to use the tools effectively.

8.2.4. Promoting a Data-Driven Culture

IT can promote a data-driven culture by showcasing the potential of data and its insights. By sharing success stories and case studies, they can motivate teams to leverage data in their roles.

In conclusion, the role of IT in data democratization is multifaceted. While the goal is to empower non-technical users, IT remains the backbone, ensuring that data is accessible, reliable, and secure. IT can drive the organization's data democratization efforts through collaboration and support, providing a smooth and effective process.

9. Future Trends

The journey of data democratization is still in its nascent stages, with many organizations just beginning to unlock its potential. With the continuous evolution of technology and the increasing significance of data-driven decision-making, several trends are expected to influence the future of data democratization.

9.1. Predictions for the Future of Data Democratization

9.1.1. Wider Adoption Across Industries

While tech giants and forward-thinking enterprises have been early adopters of data democratization, the future will see a broader spectrum of industries, including healthcare, education, and manufacturing, embracing this approach.

9.1.2. Enhanced Data Privacy Measures

As data becomes more accessible, there will be a heightened focus on data privacy. Organizations will invest in advanced encryption techniques and robust access controls to protect user data.

9.1.3. Integration of Real-time Data

The demand for real-time insights will drive real-time data streams into self-service BI tools, allowing users to make decisions based on live data. (Panian, 2009)

9.1.4. Evolution of Self-Service Tools

As the user base of self-service BI tools expands, these platforms will become even more user-friendly, with intuitive interfaces, predictive analytics features, and enhanced customization options.

9.2. The Role of AI and Machine Learning in Further Simplifying Data Analysis for Non-Technical Users

9.2.1. Automated Data Analysis

AI algorithms can automatically analyze vast datasets, identifying patterns, anomalies, and insights without manual intervention. This will significantly benefit non-technical users who can get insights without delving deep into the data.

9.2.2. Predictive Analytics

Machine learning models can predict future trends based on historical data. For businesses, this means proactive decision-making, anticipating market shifts, and staying ahead of the curve. (Kelleher, Mac Namee, & D'arcy, 2020)

9.2.3. Natural Language Processing (NLP)

Tools equipped with NLP capabilities will allow users to query data using natural language, making the process as simple as asking a question. For instance, a user could ask, "What were the sales figures for the last quarter?" and receive a visual representation instantly. (Lauriola, Lavelli, & Aiolfi, 2022)

9.2.4. Personalized Data Dashboards

AI can curate personalized dashboards for users based on their roles, preferences, and past interactions with the data. This ensures users see the most relevant data insights tailored to their needs. (Samrose, et al., 2021)

9.2.5. Data Cleaning and Preprocessing

One of the significant challenges in data analysis is cleaning and preprocessing raw data. AI can automate this process, ensuring the data fed into analysis tools is accurate and consistent.

In essence, the future of data democratization is bright, with technology playing a pivotal role in enhancing accessibility and simplifying analysis.

As technology like AI and machine learning improves, it will become more accessible for people without technical backgrounds to make sense of complicated data sets and use them to their advantage.

10. Conclusion

In an era where data is often heralded as the "new oil," its actual value lies not just in its accumulation but in its accessibility and utilization. Data democratization is about empowering individuals across an organization, irrespective of their technical prowess, to tap into this reservoir of information.

It's about breaking down traditional barriers, fostering a culture of inclusivity, and ensuring that data-driven insights are the foundation of decision-making at all levels.

The journey of data democratization is transformative. From the rise of self-service BI tools that put the power of data analysis into the hands of non-technical users to the techniques that ensure effective and responsible data usage, we've seen how organizations are reshaping their data landscapes. While challenges exist, the benefits, faster

decision-making, enhanced innovation, and a more engaged workforce outweigh potential pitfalls.

As we look to the future, the convergence of AI, machine learning, and data democratization promises even more exciting possibilities. The ability to derive insights will become even more streamlined, and the depth of those insights will grow exponentially.

For organizations standing at the crossroads, the message is clear: Embracing data democratization is no longer a luxury but a necessity. In a competitive global landscape, the organizations that harness the collective intelligence of their workforce, powered by data, will lead the charge, innovate, and thrive. In closing, data democratization is more than a trend; it's a paradigm shift. And for those willing to embark on this journey, the rewards are boundless.

References

- [1] Awasthi, Pranjali, and Jordana J. George, "A Case for Data Democratization," Association for Information Systems Electronic Library pp 1-10, 2020. [[Google Scholar](#)] [[Publisher Link](#)]
- [2] Hippolyte Lefebvre, Christine Legner, and Martin Fadler, "Data Democratization: Toward a Deeper Understanding," *Proceedings of the International Conference on Information Systems*, pp.1-17, 2021. [[Google Scholar](#)] [[Publisher Link](#)]
- [3] Paul Alpar, and Michael Schulz, "Self-Service Business Intelligence," *Business and Information Systems Engineering*, vol. 58, pp. 151-155, 2016. [[CrossRef](#)] [[Google Scholar](#)] [[Publisher Link](#)]
- [4] K. Gowthami, and M.R. Pavan Kumar, "Study on Business Intelligence Tools for Enterprise Dashboard Development," *International Research Journal of Engineering and Technology*, vol. 4, no. 4, pp. 2987-2992, 2017. [[Google Scholar](#)] [[Publisher Link](#)]
- [5] Andrijana Bocevska, Snezana Savoska, and Ivan Milevsk, "BI Tools Analysis According to Business Criteria as Data Integration Possibilities, Hardware Specification, Tools for Data Visualization and Comparison of Used Technologies," *Information Systems and Grid Technologies*, pp. 80-90, 2017. [[Google Scholar](#)] [[Publisher Link](#)]
- [6] Rene Abraham, Johannes Schneider, and Jan vom Brocke, "Data Governance: A Conceptual Framework, Structured Review, and Research Agenda," *International Journal of Information Management*, vol. 49, pp. 424-438. [[CrossRef](#)] [[Google Scholar](#)] [[Publisher Link](#)]
- [7] Vaishali Mane, and Rahul Bagai, "The 4D Model: Metrics-Driven Business Growth with SaaS Case Studies," *SSRG International Journal of Computer Trends and Technology*, vol. 71, no. 4, pp. 102-107, 2023. [[CrossRef](#)] [[Google Scholar](#)] [[Publisher Link](#)]
- [8] Barrett, and Catherine, "Are the EU GDPR and the California CCPA Becoming the De Facto Global Standards for Data Privacy and Protection?," *ProQuest*, vol. 15, no. 3, pp. 24-29, 2019. [[Google Scholar](#)] [[Publisher Link](#)]
- [9] Sasari Samarasinghe, and Sachithra Lokuge, "Data Democratization: Empowering Employees for Data-Driven Innovation," *Data-Driven Approaches for Effective Managerial Decision Making*, p. 29, 2023. [[Google Scholar](#)] [[Publisher Link](#)]
- [10] Anja Nylund Hagen, "Datafication, Literacy, and Democratization in the Music Industry," *Popular Music and Society*, vol. 45, no. 2, pp. 184-201, 2021. [[CrossRef](#)] [[Google Scholar](#)] [[Publisher Link](#)]
- [11] Spotify R&D | Engineering Blog, How We Improved Data Discovery for Data Scientists at Spotify, 2020. [Online]. Available: <https://engineering.atspotify.com/2020/02/how-we-improved-data-discovery-for-data-scientists-at-spotify/>
- [12] Airbnb, Airpal Web UI for PrestoDB, 2020. [Online]. Available: <https://airbnb.io/projects/airpal/>
- [13] Zeljko Panian, "Just-in-Time Business Intelligence and Real-Time Decisioning," *Recent Advances in Applied Informatics and Communications, Proceedings of AIC*, vol. 1, no.1, pp. 28-35, 2007. [[Google Scholar](#)] [[Publisher Link](#)]
- [14] Ivano Lauriola, Alberto Lavelli, and Fabio Aiolli, "An Introduction to Deep Learning in Natural Language Processing: Models, Techniques, and Tools," *Neurocomputing*, vol. 470, no. 443-456, 2022. [[CrossRef](#)] [[Google Scholar](#)] [[Publisher Link](#)]
- [15] Samiha Samrose et al., "Meeting Coach: An Intelligent Dashboard for Supporting Effective and Inclusive Meetings," *Proceedings of the 2021 CHI Conference on Human Factors in Computing Systems*, pp. 1-13, 2021. [[CrossRef](#)] [[Google Scholar](#)] [[Publisher Link](#)]

- [16] Eric Matisoff, Adobe Blog, Why Data Democratization is Crucial to Your Business, 2018. [Online]. Available: <https://business.adobe.com/uk/blog/perspectives/data-democratization-is-crucial-to-your-business>
- [17] John D. Kelleher, Brian Mac Namee, and Aoife D'Arcy, *Fundamentals of Machine Learning for Predictive Data Analytics: Algorithms, Worked Examples, and Case Studies*, 2nd ed., Massachusetts Institute of Technology, 2020. [[Google Scholar](#)] [[Publisher Link](#)]